

AQAR 2011-2012 (sent Online to NAAC)

1. Kindly provide the details of the institution

Kindly provide the details of the institution

Name of Institution: Avinashilingam Institute for Hor

Year of Establishment of the Institution: College - 25.06.1957, Deemed to

Address Line 1: Avinashilingam Institute for Hor

Address Line 2: -

City/Town: Coimbatore

State: Tamil Nadu

Postal Code: 641043

Email Address: vc@avinuty.ac.in, registrar@av

2. NAAC Accreditation/ Reaccreditation Details

NAAC Accreditation/ Reaccreditation Details Year of Accreditation/ Reaccreditation: 2000/2005 First Cycle – 2002, S

Current Grade: 82.4

CGPA: Deemed to be University

3. Institutional Status

Deemed University

Institutional Status

4. Contact Person Details

Contact Person Details Name of Head of Institution:	<input type="text" value="Dr.Sheela Ramachandran, Vice"/>
Contact Phone:	<input type="text" value="0422-2443219"/>
Email:	<input type="text" value="vc@avinuty.ac.in, vsram8@ya"/>
Website URL:	<input type="text" value="http://www/avinuty.ac.in"/>
Name of IQAC Co-ordinator	<input type="text" value="Dr.S.Visalakshi"/>
Email:	<input type="text" value="visamani12@ya"/>

SECTION I

This section is related to institutional goals, vision and mission, academic programmes and activities, strategies and action plans for institution building.

5. Number of academic programmes existing (Enter a number; 0 for nil)

Number of academic programmes existing (Enter a number; 0 for nil) Undergraduate (BA/B.Sc./B.Com etc.)	<input type="text" value="6"/>
Post Graduate (MA/M.Sc./M.Com etc.)	<input type="text" value="3"/>
Research Programmes (M.Phil/P.hD)	<input type="text" value="3"/>
Certificate Programmes	<input type="text" value="1"/>
Professional Programmes (B.Tech/M.Tech/B.Ed/M.Ed/Medicine/Pharmacy/Paramedical/Nursing etc)	<input type="text" value="15"/>
Other value added programmes	<input type="text" value="12"/>
Any other programme offered (Specify)	<input type="text" value="4"/>

6. Details on Programme Development (Enter a number; 0 for nil)

Details on Programme Development (Enter a number; 0 for nil) New programmes added during the year	1
New programmes designed	0
Programes under revision	21
Interdepartmental collaborative programmes	3
Inter institutional collaborative programmes	18
Number of review committee recommendations implemented (Total)	30
Number of NAAC peer team recommendations implemented	17
Number of UGC/any other expert committee recommendations implemented	13
Number of review committee recommendation under implementation	5
Number of NAAC peer team recommendations under	1

implementation

Number of UGC/
any other expert
committee
recommendations
under
implementation

5

7. Faculty Details (Enter a number; 0 for nil)

Faculty Details (Enter a number;
0 for nil) Total
faculty strength
required as per
norms for all
programmes

334

Total faculty on
rolls

293

Faculty added
during the year

18

Faculty positions
vacant

28

Faculty left
during the year

18

Total number of
visiting faculty

5

Total number of
guest faculty

21

8. Qualification of Faculty

Qualification of
Faculty PhD
and Above

160

MPhil

58

Masters

69

Any other
(Specify)

58

9. Faculty qualification improvement

Faculty
qualification

4

improvement
PhD awarded to
existing faculty

MPhil awarded
to existing
faculty

Any other
degree awarded
to existing
faculty

10. Administrative Staff Details (Enter a number; 0 for nil)

Administrative
Staff Details (Enter a number;
0 for nil)

Administrative
staff (total
sanctioned)

Administrative
staff (Actual
strength)

Added during
the year of
reporting

Left during the
year

Number of posts
vacant

11. Technical Support Staff Details (Enter a number; 0 for nil)

Technical
Support Staff
Details (Enter a
number; 0 for
nil) Technical
Support Staff
(Total
sanctioned
strength)

Technical
Support Staff
(Actual strength)

Added during the year	<input type="text" value="0"/>
Left during the year	<input type="text" value="0"/>
Number of posts vacant	<input type="text" value="0"/>

SECTION II

This section surveys the quality sustenance and development activities during the year taken up by IQAC.

It reflects quality management structure, strategies, and processes which would enhance academic quality of the institution as perceived by faculty, students, alumni, and other stakeholders (social perception of the institution) inline with the vision, mission and goals of the institution.

12. Establishment details

	DD		MM		YYYY
	<input type="text" value="15"/>	/	<input type="text" value="08"/>	/	<input type="text" value="2003"/>
Year of establishment of IQAC	Establishment details of establishment of IQAC	Year	Month	Year	Day

13. Composition of IQAC (Enter a number; 0 for nil)

Composition of IQAC (Enter a number; 0 for nil) Number of IQAC members	<input type="text" value="60"/>
Number of Alumni in IQAC	<input type="text" value="1"/>
Number of Students in IQAC	<input type="text" value="7"/>
Number of Faculty in IQAC	<input type="text" value="42"/>
Number of Administrative Staff in IQAC	<input type="text" value="5"/>

Number of Technical Staff in IQAC

Number of Management Representatives

Number of External experts in IQAC

Number of any other stakeholder and community representatives

14. IQAC Meetings

IQAC Meetings Number of IQAC meetings held during the year

15. Whether Calendar of activities of IQAC formulated for the academic year

Whether Calendar of activities of IQAC formulated for the academic year

16. IQAC Plans for Development (Enter a number; 0 for nil)

IQAC Plans for Development (Enter a number; 0 for nil)

Number of academic programmes proposed

Number of value added programmes proposed

Number of skill oriented programmes proposed

Number of faculty competency and development programmes proposed

Number of other staff development programmes proposed

Number of student mentoring programmes proposed

Number of co-curricular activities proposed

Number of inter departmental cooperative schemes proposed

Number of community extension programmes proposed

Any other programmes proposed (Specify)

17. IQAC Plans for development & Implementation (Enter a number; 0 for nil)

IQAC Plans for development & Implementation (Enter a number; 0 for nil) Number of academic

programmes
implemented

Number of value
added

44

programmes
implemented

Number of skill
oriented

27

programmes
implemented

Number of
faculty

14

competency and
development

programmes
implemented

Number of other
staff

84

development
programmes
implemented

Number of
student

7

mentoring
programmes
implemented

Number of co-
curricular

8

activities
implemented

Number of inter
departmental

2

cooperative
programs
implemented

Number of
community

10

extension
programmes
implemented

Any other
programmes

3

suggested that

are implemented
(Specify)

18. IQAC Seminars and Conferences (Enter a number; 0 for nil)

IQAC Seminars and Conferences (Enter a number; 0 for nil)
Number of seminars/ conferences/ workshops organized by IQAC within the institution

8

Number of participants from the institution

1379

Number of participants from outside

0

Number of external experts invited

7

Number of external conferences/seminars/ workshops on institutional quality attended

16

Number of events conducted with IQACs of other institutions as collaborative programmes

0

19. Did IQAC receive any funding from UGC during the year ?

Did IQAC receive any funding from UGC during the year ? Yes

No

20. If the response to Qn. 18 is Yes, please provide the amount received from UGC - (Input 0 - if NA/NIL-) Any other source including internal financial support from the management (Specify amount)

If the response to Qn. 18 is Yes, please provide the amount received from UGC - (Input 0 - if NA/NIL-) Any

579586

other source
including
internal financial
support from the
management
(Specify
amount)
Amount
Received from
UGC

Amount
Received from
any other source
including the
college
management

21. Any significant contribution made by IQAC on quality enhancement during current year (Please provide details in bullet format)

- Enhanced publication with Impact Factor
- Student workshops on curriculum restructuring, Re
- Student Satisfaction Index

Any significant contribution made by IQAC on quality enhancement during current year (Please provide details in bullet format)

Prev Next

SECTION III

In this section the events, activities, and outputs in the field of research and academic areas are being surveyed.

22. Academic Programmes

Academic Programmes
Number of new academic
programmes developed or
designed by faculty

Number of faculty members
involved in curriculum
restructuring/revision/syllabus
development

Number of programmes in
which evaluation process
reformation taken up and
implemented

Number of active teaching days during the current academic year	182
Average percentage of attendance of students	90
Percentage of classes engaged by guest faculty and temporary teachers	10
Number of self financed programmes offered	12
Number of aided programmes offered	12
Number of programmes discontinued during the year	0

23. Whether any systematic student feedback mechanism is in place ?

Yes

Whether any systematic student feedback mechanism is in place ?

24. Feedback Details (If answer to Question 20 is Yes)

Feedback Details (If answer to Question 20 is Yes) Percentage of courses where student feedback is taken	85
---	----

25. Is feedback for improvement provided to the faculty?

Yes

Is feedback for improvement provided to the faculty?

26. Faculty Research, Projects, and Publication details for the year

Faculty Research, Projects, and Publication details for the year Number of major research projects undertaken during the year	40
--	----

Number of minor research projects undertaken during the year	4
Number of major ongoing projects	28
Number of minor ongoing projects	2
Number of major projects completed	12
Number of minor projects completed	2
Number of major project proposals submitted for external funding	10
Number of minor project proposals submitted for external funding	1
Number of research publications in peer reviewed journals	1811
Number of research publications in international peer reviewed journals	1423
Number of research publications in national peer reviewed journals	388
Number of research papers accepted for publication in international peer reviewed journals	6
Number of research papers accepted for publication in national peer reviewed journals	5
Average of impact factor of publications reported	2
Number of books published	52
Number of edited books published	2

Number of books (single authored) published	13
Number of books (coauthored) published	37
Numbers of conferences attended by faculty	116
Number of international conferences attended	37
Number of national conferences attended	79
Number of papers presented in conferences	117
Number of papers presented in international conferences	72
Number of papers presented in national conferences	45
Number of conferences organized by the institution	8
Number of faculty acted as experts resource persons	74
Number of faculty acted as experts resource persons - international	4
Number of faculty acted as experts resource persons- national	70
Number of collaborations with international institutions	9
Number of collaborations with national institutions	22
Number of linkages created during the year	65
Total budget for research for current year as a percentage of total institution budget	4
Amount of external research funding received	23317699

in the year

Number of patents received in the year

Number of patents applied for in the year

Number of research awards/ recognitions received by faculty and research fellows of the institute in the year

Number of PhDs awarded during the year

Percentage of faculty members invited as external experts/resource persons/reviewers/referees or any other significant research activities

SECTION IV

This section deals with Student Mentoring and Support System existing in the institution. This includes student activities, mentoring, and opportunities for development and inclusive practices.

27. Student Details and Support Mechanisms

Student Details and Support Mechanisms
The total intake of students for various courses (Sanctioned)

Actual enrollment during the year

Student dropout percentage during the year

Success percentage in the final examination across the

courses

Number of academic distinctions in the final examination and percentage

Number of students who got admitted to institutions of national importance

Number of students admitted to institutions abroad

Number of students qualified in UGC NET/ SET

Number of students qualified GATE/ CAT/ other examination (Specify)

28. Does student support mechanism exist for coaching for competitive examinations?

Does student support mechanism exist for coaching for competitive examinations?

29. Student participation, if response is yes to Qn. 27

Student participation, if response is yes to Qn. 27
Number of students participated

30. Does student counselling and guidance service exist ?

Yes ▼

Does student counselling and guidance service exist ?

31. Student participation, if answer to Qn. 29 is yes

Student participation, if answer to Qn. 29 is yes
Number of students participated

4798

32. Career Guidance

Career Guidance
Number of career guidance programmes organized

12

Percentage of students participated in career guidance programmes

100

33. Is there provision for campus placement?

Yes ▼

Is there provision for campus placement?

34. If yes to Qn. 32

If yes to Qn. 32
Number of students participated in campus selection programmes

1634

Number of students selected for placement during the year

436

35. Does gender sensitization program exist ?

Yes ▼

Does gender sensitization program exist ?

36. If Answer is Yes to Qn 34

If Answer is Yes to Qn 34
Number of programmes organized

6

37. Student activities

Student activities
Number of students participated in external cultural events

400

Number of prizes won by students in external cultural events

276

Number of cultural events conducted by the institute for the students

5

Number of students participated in international sports and games events

15

Number of students participated in national level sports and games events

6

Number of students

12

participated in
state level
sports and
games events

Number of
students

participated in
university level
sports and
games events

Number of
prizes won by
students in
international
sports and
games events

Number of
prizes won by
students in
national level
sports and
games events

Number of
prizes won by
students in state
level sports and
games events

Number of
prizes won by
students in
university level
sports and
games events

Number of
sports and
games events
conducted by
the institute for
the students

38. Composition of students

Composition of
students
Percentage of

Scheduled
Caste

Percentage of Scheduled Tribe

Percentage of other backward communities

Percentage of women students

Percentage of physically challenged

Percentage of rural students

Percentage of urban students

39. Scholarships and Financial Support

Scholarships and Financial Support Number of students availing financial support from the institution

Amount disbursed as financial support from the institution

Number of students awarded scholarship from the institution

Number of students received notable national/international achievements/recognition

40. Student initiatives

Student initiatives Number of community upliftment programmes initiated by students

Number of literary programmes initiated by students

Number of social action initiatives based on science / environment initiated by students

Number of student research initiatives

SECTION V

This section surveys the Governance and Innovation at the institution related to quality management. The educational management strategies adopted and in practice for achieving the objectives are focussed.

41. Whether perspective plan for overall developmental activities is created ?

- Whether perspective plan for overall developmental activities is created ? Yes
 No

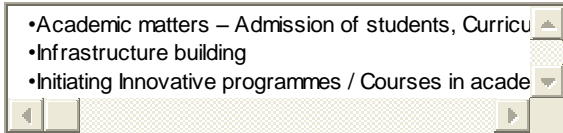
42. If the answer for Qn. 40 is Yes, is the plan implemented and monitored ?

- If the answer for Qn. 40 is Yes, is the plan implemented and monitored ? Yes
 No

43. Whether benchmarking is created for institutional quality management efforts ?

- Whether benchmarking is created for institutional quality management efforts ?
Yes
 No

44. If the answer to Question 42 is Yes, please list the benchmarking in various areas of development in bullet format



If the answer to Question 42 is Yes, please list the benchmarking in various areas of development in bullet format

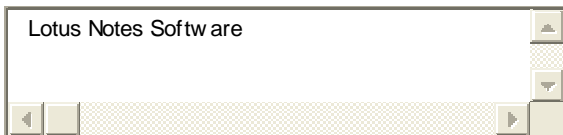
45. Is a Management Information System (MIS) in place ?

- Is a Management Information System (MIS) in place ? Yes
- No

46. If answer to question 44 is Yes, please provide details of MIS applied to

- 1. Administrative procedures including finance**
- 2. Student admission**
- 3. Student records**
- 4. Evaluation and examination procedures**
- 5. Research administration**
- 6. Others**

(enter the respective details corresponding to the serial numbers)



If answer to question 44 is Yes, please provide details of MIS applied to 1. Administrative procedures including finance 2. Student admission 3. Student records 4. Evaluation and examination procedures 5. Research administration 6. Others (enter the respective details corresponding to the serial numbers)

47. Existence of learning resource management

	Yes	No
e-database in library	<input checked="" type="radio"/> *Existence of learning resource management e-database in library Yes	<input type="radio"/> e-database in library No
ICT and smartclass room	<input checked="" type="radio"/> ICT and smartclass room Yes	<input type="radio"/> ICT and smartclass room No
e-learning sources (e-Books, e-Journals)	<input checked="" type="radio"/> e-learning sources (e-Books, e-Journals) Yes	<input type="radio"/> e-learning sources (e-Books, e-Journals) No

	Yes	No
Production of teaching modules	<input checked="" type="radio"/> Production of teaching modules Yes	<input type="radio"/> Production of teaching modules No
Interactive learning facilities	<input checked="" type="radio"/> Interactive learning facilities Yes	<input type="radio"/> Interactive learning facilities No

48. Internal resource mobilization : Kindly provide the amount contributed

Internal resource mobilization : Kindly provide the amount contributed	<input type="text" value="970000"/>
Research	
Consultancy and training	<input type="text" value="6400000"/>
Student contribution	<input type="text" value="50000"/>
Alumni contribution	<input type="text" value="44200"/>
Wellwishers	<input type="text" value="155000"/>

49. Infrastructure and welfare spending: Please specify the amount

Infrastructure and welfare spending: Please specify the amount	<input type="text" value="5506507"/>
Amount spent for infrastructure development	
Amount spent for student welfare	<input type="text" value="3402674"/>
Amount spent for staff welfare	<input type="text" value="0"/>

50. Is delegation of authority practiced

Is delegation of authority practiced Yes

No

51. Does grievance redressal cell exist ?

	Yes	No
Faculty	<input checked="" type="radio"/> *Does grievance redressal cell exist ? Faculty Yes	<input type="radio"/> Faculty No
Students	<input checked="" type="radio"/> Students Yes	<input type="radio"/> Students No
Staff	<input checked="" type="radio"/> Staff Yes	<input type="radio"/> Staff No

52. Grievances received from faculty and resolved (Enter a number; 0 for nil)

Grievances received from faculty and resolved (Enter a number; 0 for nil) Number of grievances received

Number of grievances resolved

53. Number of grievances received from students and resolved (Enter a number; 0 for nil)

Number of grievances received from students and resolved (Enter a number; 0 for nil) Number of grievances received

Number of grievances resolved

54. Number of grievances received from other staff members and resolved (Enter a number; 0 for nil)

Number of

grievances
received from
other staff
members and
resolved (Enter
a number; 0 for
nil) Number of
grievances
received

Number of
grievances
resolved

55. Has the institution conducted any SWOT analysis during the year?

- Has the institution conducted any SWOT analysis during the year Yes
- No

56. The SWOT analysis was done by internal or by external agency

- The SWOT analysis was done by internal or by external agency Internal
- External

57. Kindly provide three identified strengths from SWOT Analysis (in bullet format)

- Inclusive education – concern for girl students by o
- Introduction of CBCS pattern
- §State of the Art Equipped Laboratories (DST CURIE

Kindly provide three identified strengths from SWOT Analysis (in bullet format)

58. Kindly provide three identified weaknesses from the SWOT analysis (in bullet format)

- Gender related reluctance among students to acce
- Space constraints
- Teaching, Non-teaching ratio is much low er than de

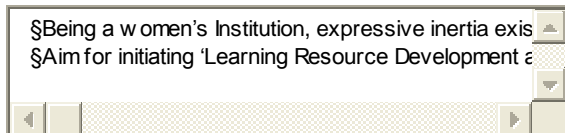
Kindly provide three identified weaknesses from the SWOT analysis (in bullet format)

59. Kindly provide two opportunities identified from the SWOT analysis (in bullet format)

- §Focused action and amendments on the light of stu
- §Prospects for initiating new programmes and filling

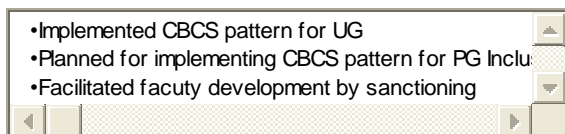
Kindly provide two opportunities identified from the SWOT analysis (in bullet format)

60. Kindly provide two identified challenges/threats from SWOT analysis (in bullet format)



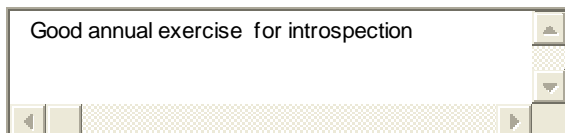
Kindly provide two identified challenges/threats from SWOT analysis (in bullet format)

61. Identify any significant progress made by the institution towards achieving the goals and objectives during the year (list below in bullet format)



Identify any significant progress made by the institution towards achieving the goals and objectives during the year (list below in bullet format)

62. How do you perceive the role of NAAC in the quality development of your institution (Suggestions in bullet format to be given below)



How do you perceive the role of NAAC in the quality development of your institution (Suggestions in bullet format to be given below)

CONCLUDING

REMARKS

This exercise is intended to make a self analysis of the quality development of the institution during the year. The perspective plan and implementation for every year is to be documented and analyzed to get a cumulative index for the period of accreditation and reaccreditation. Any substantial changes / initiative in this direction is to be separately listed. The best practices in various areas can be listed as a separate annexure. The data will be used to create a quality profile based on the total score index arrived at and this would help to map the institutions' strengths and areas of improvement.

NAAC will provide feedback and a quality profile based on analysis of your inputs if you desire so.

Thank you for your participation.